

# Jahez International Co.

Consumer Goods  
JAHEZ AB: Saudi Arabia  
21 May 2023



US\$1.469bn Market Cap      21.78% Free Float      US\$3.26mn Avg. Daily Volume

Target price **720.00** 37.0% above current  
Current price **525.00** as at 21/05/2023

Research Department  
Danish Kazmi, CFA

Tel +966 11 828 4653, [kazmiD@alrajhi-capital.com](mailto:kazmiD@alrajhi-capital.com)

Existing rating

Underweight

Neutral

**Overweight**

## Performance (Rebased to 100)



## Earnings

(SAR mn)	2022	2023E	2024E
Revenue	1,602	2,106	2,644
Revenue growth	38%	31%	26%
Gross profit	359	464	602
Gross margin	22%	22%	23%
EBITDA	85	215	289
EBITDA margin	5%	10%	11%
Net profit	59	167	240
Net margin	4%	8%	9%
EPS	5.62	15.93	22.91
DPS	0.00	0.00	0.00
Payout ratio	0%	0%	0%
P/E	93.4x	33.0x	22.9x
EV/EBITDA	76.5x	30.2x	22.5x
RoE	5.9%	14.2%	16.8%

Source: Company data, Al Rajhi Capital.

# Jahez International Co.

## TP revised to SAR720/sh; maintain Overweight

FY22 can be termed as the year of turmoil for Jahez marred with one-offs. The company managed to increase its Gross Merchandise Value (GMV) and net revenues by 28% YoY and 38% YoY respectively in FY22 while gross profit margins expanded by 1.2 percentage points to 22.4%. The average take rates increased to 12.5% in FY22 as against 11.6% in FY21. However, due to one-off expenses related to the logistics segment, the bottom-line suffered. Adjusting for the one-offs, the bottom line showed growth of 18% YoY. Going forward, we expect the top-line to increase by a 5-year CAGR of 20% while average commission rates to stay at 12.5% of GMV. We have toned down our growth assumptions, post one-off FY22 earnings, reducing our TP and FY23 EPS by 35% and 39% respectively. The stock has taken a decent beating and is down by 25% since the announcement of Impact Finance Private Equity fund to transfer its shares to unitholders of the fund. We believe that this represents a good entry point in the scrip providing an upside of 37% to our DCF-based TP of SAR720/sh. Hence, we resume our coverage after a hiatus with an overweight rating.

**FY22 profitability hit hard by one-offs:** The company faced unprecedented challenges during FY22 leading to huge one-off expenses pushing down the profitability. The cost pressure was mainly faced by the logistics segment as the company had to hire its fleet to comply with the regulators. Not only the freelance drivers had to be let go in order to comply with the regulations, but the company also faced issues regarding the availability of rental cars. Due to the above-mentioned factors, the company miss out on several orders and reduce its delivery radius. Hence, in 2H22 the company incurred a one-off expense to the tune of SAR79.5mn related to all the costs needed for hiring of the drivers. Even once these drivers were hired, they did not contribute much to the top-line growth as it can take about 2-3 months to get the driving license and the necessary training required.

**Top-line growth remained impressive:** Despite the above-mentioned challenges, the company managed to increase its GMV by 28% YoY which boosted the revenues to SAR1.6bn representing an increase of 38% YoY. The growth in revenues was assisted by a rise in active users by 47% YoY to 2.8mn while the number of orders received increased to 69mn up 34% YoY. The company also managed to improve its commission rate to 12.4% of GMV in FY22 as against 11.6% last year. Resultantly, the gross profit swelled up by 46% YoY to SAR 359mn aided by increased sales as well as improved GP margins of 22.4% in FY22 as against 21.2% last year. The operating profit saw a huge decline of 49% YoY owing to the one-off hiring expenses mentioned above. Adjusting for those, the operating profit and net profit increased by 18% each to SAR141mn and SAR138mn (EPS: SAR13.2/sh).

Figure 1 Earnings summary

(SARmn)	2019	2020	2021	2022	% chg y-o-y
Revenue	159	459	1,160	1,602	38%
Gross Profit	25	109	246	359	46%
Gross Margin	16%	24%	21%	22%	-
Op. Profit	-6	40	119	61	-49%
Op. Margin	-4%	9%	10%	4%	-
Net Profit	-6	40	117	59	-50%
Net Margin	-4%	9%	10%	4%	-

Source: Company data, Al Rajhi Capital

Figure 2 Earnings summary adjusted for one-offs

(SARmn)	2021	2022	% chg y-o-y
Revenue	1,160	1,602	38%
Gross Profit	246	359	46%
Gross Margin	21%	22%	-
Op. Profit	119	141	18%
Op. Margin	10%	9%	-
Net Profit	117	138	18%
Net Margin	10%	9%	-

Source: Company data, Al Rajhi Capital

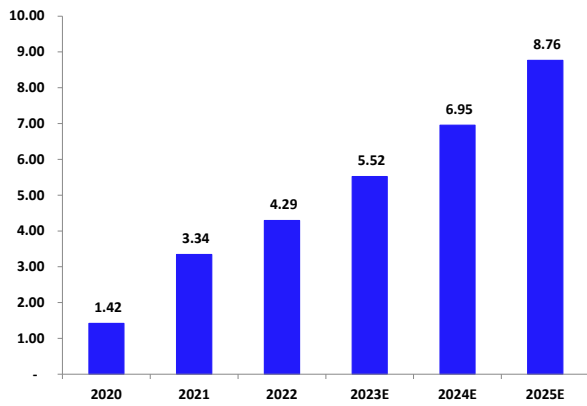
**Implication of Impact Finance share transfer to unitholders:** As per the recent announcement on the bourse, Impact Finance Private Equity Fund announced its intention to transfer its shares to the unit holders of the fund. Impact Finance was the major shareholder of Jahez having a total of 3.2mn shares representing 31.3% shareholding in the company. The announcement came post the removal of the ownership restriction on the company's substantial shareholders. The stock took a major beating after the announcement, plummeting to a low of SAR506/sh (↓28%) and later stabilizing at SAR530 levels. Overall, we would like to flag that the selling overhang might persist, however, the transfer of shares will help increase the free float of the company helping it to meet the requirements of listing into the main market next year.

In addition to this, we would also like to highlight that the company may be looking to announce a stock split in order to improve the stock liquidity.

**Valuations:** Going forward, we expect the company's GMV to keep growing albeit at a slower pace. We expect Jahez's GMV and net revenue to grow at a 5-year CAGR of 20% while having assumed a flat commission rate of 12.5% and the delivery fees at SAR 14.5/order. We value the stock through DCF methodology using a WACC of 10.2% and terminal growth of 3.5% to arrive at our target price of SAR720/share. We believe the recent selling pressure on the stock provides a good entry point as the scrip provides an upside of 37% to the last close.

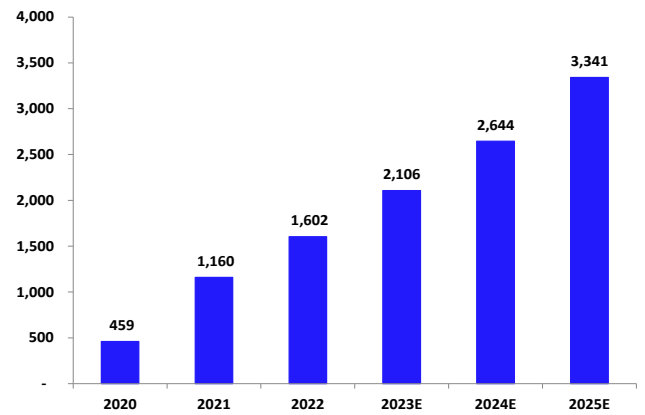
**Risks:** Key downside risks include: i) selling overhang post-transfer of shares to unitholders of Impact Finance PE Fund; ii) rising competition to put pressure on take rates; iii) slow growth from KSA, Bahrain, or Kuwait markets; and iv) impairment on the cloud kitchen business.

**Figure 3 GMV trend (SAR bn)**



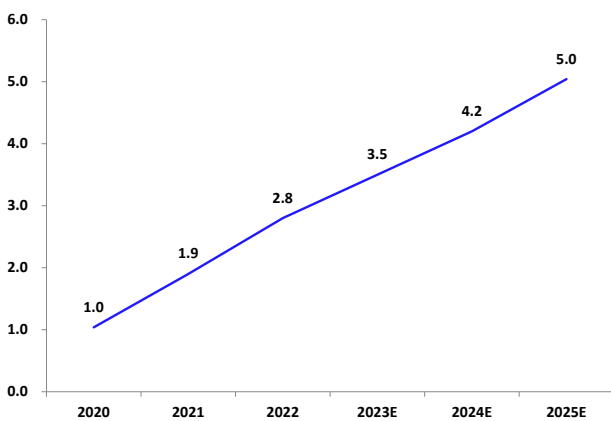
Source: Company Data, Al Rajhi Capital estimates

**Figure 4 Revenue trend (SAR mn)**



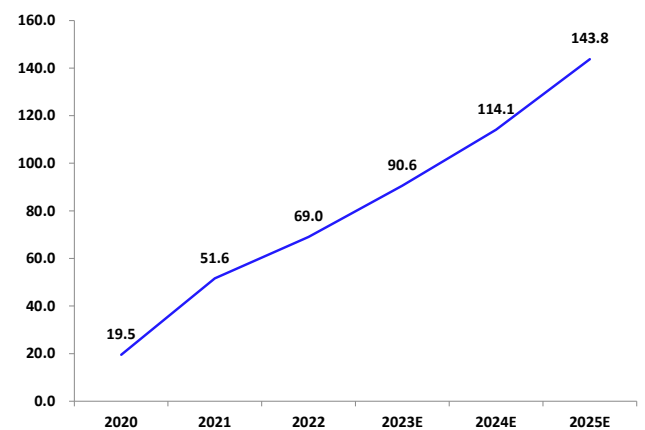
Source: Company Data, Al Rajhi Capital estimates

**Figure 5 No. of active users (mn)**



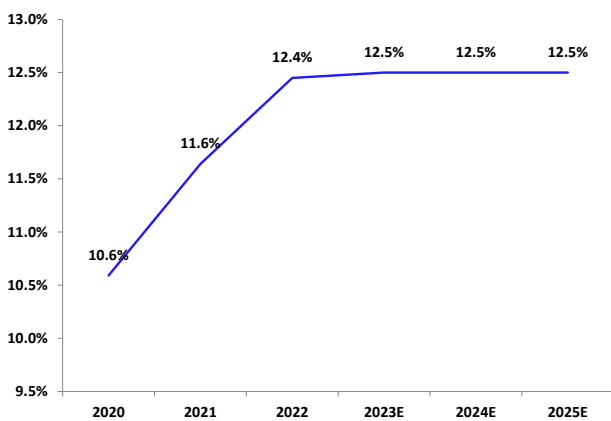
Source: Company Data, Al Rajhi Capital estimates

**Figure 6 Number of orders received (mn)**



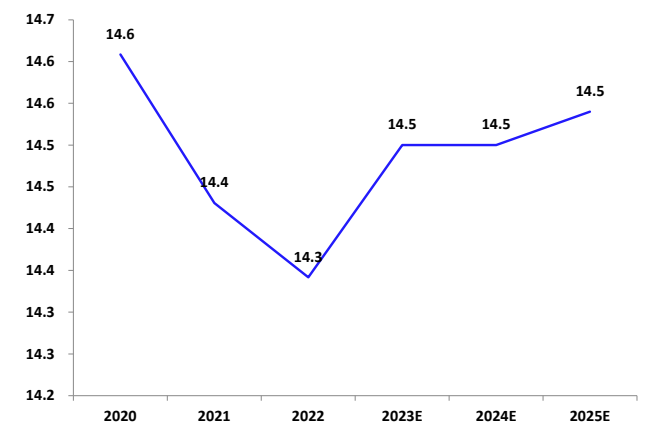
Source: Company Data, Al Rajhi Capital estimates

**Figure 7 Average commission rate (%)**



Source: Company Data, Al Rajhi Capital estimates

**Figure 8 Average delivery fees per order (SAR)**



Source: Company Data, Al Rajhi Capital estimates

## IMPORTANT DISCLOSURES FOR U.S. PERSONS

This research report was prepared by Al Rajhi Capital (Al Rajhi), a company authorized to engage in securities activities in Saudi Arabia. Al Rajhi is not a registered broker-dealer in the United States and, therefore, is not subject to U.S. rules regarding the preparation of research reports and the independence of research analysts. This research report is provided for distribution to "major U.S. institutional investors" in reliance on the exemption from registration provided by Rule 15a-6 of the U.S. Securities Exchange Act of 1934, as amended (the "Exchange Act").

Any U.S. recipient of this research report wishing to effect any transaction to buy or sell securities or related financial instruments based on the information provided in this research report should do so only through Rosenblatt Securities Inc, 40 Wall Street 59th Floor, New York NY 10005, a registered broker dealer in the United States. Under no circumstances should any recipient of this research report effect any transaction to buy or sell securities or related financial instruments through Al Rajhi. Rosenblatt Securities Inc. accepts responsibility for the contents of this research report, subject to the terms set out below, to the extent that it is delivered to a U.S. person other than a major U.S. institutional investor.

The analyst whose name appears in this research report is not registered or qualified as a research analyst with the Financial Industry Regulatory Authority ("FINRA") and may not be an associated person of Rosenblatt Securities Inc. and, therefore, may not be subject to applicable restrictions under FINRA Rules on communications with a subject company, public appearances and trading securities held by a research analyst account.

### Ownership and Material Conflicts of Interest

Rosenblatt Securities Inc. or its affiliates does not 'beneficially own,' as determined in accordance with Section 13(d) of the Exchange Act, 1% or more of any of the equity securities mentioned in the report. Rosenblatt Securities Inc, its affiliates and/or their respective officers, directors or employees may have interests, or long or short positions, and may at any time make purchases or sales as a principal or agent of the securities referred to herein.

Rosenblatt Securities Inc. is not aware of any material conflict of interest as of the date of this publication.

### Compensation and Investment Banking Activities

Rosenblatt Securities Inc. or any affiliate has not managed or co-managed a public offering of securities for the subject company in the past 12 months, nor received compensation for investment banking services from the subject company in the past 12 months, neither does it or any affiliate expect to receive, or intends to seek compensation for investment banking services from the subject company in the next 3 months.

### Additional Disclosures

This research report is for distribution only under such circumstances as may be permitted by applicable law. This research report has no regard to the specific investment objectives, financial situation or particular needs of any specific recipient, even if sent only to a single recipient. This research report is not guaranteed to be a complete statement or summary of any securities, markets, reports or developments referred to in this research report.

Neither Al Rajhi nor any of its directors, officers, employees or agents shall have any liability, however arising, for any error, inaccuracy or incompleteness of fact or opinion in this research report or lack of care in this research report's preparation or publication, or any losses or damages which may arise from the use of this research report.

Al Rajhi may rely on information barriers, such as "Chinese Walls" to control the flow of information within the areas, units, divisions, groups, or affiliates of Al Rajhi.

Investing in any non-U.S. securities or related financial instruments (including ADRs) discussed in this research report may present certain risks. The securities of non-U.S. issuers may not be registered with, or be subject to the regulations of, the U.S. Securities and Exchange Commission. Information on such non-U.S. securities or related financial instruments may be limited. Foreign companies may not be subject to audit and reporting standards and regulatory requirements comparable to those in effect within the United States.

The value of any investment or income from any securities or related financial instruments discussed in this research report denominated in a currency other than U.S. dollars is subject to exchange rate fluctuations that may have a positive or adverse effect on the value of or income from such securities or related financial instruments.

Past performance is not necessarily a guide to future performance and no representation or warranty, express or implied, is made by Al Rajhi with respect to future performance. Income from investments may fluctuate. The price or value of the investments to which this research report relates, either directly or indirectly, may fall or rise against the interest of investors. Any recommendation or opinion contained in this research report may become outdated as a consequence of changes in the environment in which the issuer of the securities under analysis operates, in addition to changes in the estimates and forecasts, assumptions and valuation methodology used herein.

No part of the content of this research report may be copied, forwarded or duplicated in any form or by any means without the prior consent of Al Rajhi and Al Rajhi accepts no liability whatsoever for the actions of third parties in this respect. This research document has been prepared by Al Rajhi Capital Company ("Al Rajhi Capital") of Riyadh, Saudi Arabia. It has been prepared for the general use of Al Rajhi Capital's clients and may not be redistributed, retransmitted or disclosed, in whole or in part, or in any form or manner, without the express written consent of Al Rajhi Capital. Receipt and review of this research document constitute your agreement not to redistribute, retransmit, or disclose to others the contents, opinions, conclusion, or information contained in this document prior to public disclosure of such information by Al Rajhi Capital. The information contained was obtained from various public sources believed to be reliable but we do not guarantee its accuracy. Al Rajhi Capital makes no representations or warranties (express or implied) regarding the data and information provided and Al Rajhi Capital does not represent that the information content of this document is complete, or free from any error, not misleading, or fit for any particular purpose. This research document provides general information only. Neither the information nor any opinion expressed constitutes an offer or an invitation to make an offer, to buy or sell any securities or other investment products related to such securities or investments. It is not intended to provide personal investment advice and it does not take into account the specific investment objectives, financial situation and the particular needs of any specific person who may receive this document.

Investors should seek financial, legal or tax advice regarding the appropriateness of investing in any securities, other investment or investment strategies discussed or recommended in this document and should understand that statements regarding future prospects may not be realized. Investors should note that income from such securities or other investments, if any, may fluctuate and that the price or value of such securities and investments may rise or fall. Fluctuations in exchange rates could have adverse effects on the value of or price of, or income derived from, certain

investments. Accordingly, investors may receive back less than originally invested. Al Rajhi Capital or its officers or one or more of its affiliates (including research analysts) may have a financial interest in securities of the issuer(s) or related investments, including long or short positions in securities, warrants, futures, options, derivatives, or other financial instruments. Al Rajhi Capital or its affiliates may from time to time perform investment banking or other services for, solicit investment banking or other business from, any company mentioned in this research document. Al Rajhi Capital, together with its affiliates and employees, shall not be liable for any direct, indirect or consequential loss or damages that may arise, directly or indirectly, from any use of the information contained in this research document.

This research document and any recommendations contained are subject to change without prior notice. Al Rajhi Capital assumes no responsibility to update the information in this research document. Neither the whole nor any part of this research document may be altered, duplicated, transmitted or distributed in any form or by any means. This research document is not directed to, or intended for distribution to or use by, any person or entity who is a citizen or resident of or located in any locality, state, country or other jurisdiction where such distribution, publication, availability or use would be contrary to law or which would subject Al Rajhi Capital or any of its affiliates to any registration or licensing requirement within such jurisdiction.

## Disclaimer and additional disclosures for Equity Research

### Disclaimer

This research document has been prepared by Al Rajhi Capital Company ("Al Rajhi Capital") of Riyadh, Saudi Arabia. It has been prepared for the general use of Al Rajhi Capital's clients and may not be redistributed, retransmitted or disclosed, in whole or in part, or in any form or manner, without the express written consent of Al Rajhi Capital. Receipt and review of this research document constitute your agreement not to redistribute, retransmit, or disclose to others the contents, opinions, conclusion, or information contained in this document prior to public disclosure of such information by Al Rajhi Capital. The information contained was obtained from various public sources believed to be reliable but we do not guarantee its accuracy. Al Rajhi Capital makes no representations or warranties (express or implied) regarding the data and information provided and Al Rajhi Capital does not represent that the information content of this document is complete, or free from any error, not misleading, or fit for any particular purpose. This research document provides general information only. Neither the information nor any opinion expressed constitutes an offer or an invitation to make an offer, to buy or sell any securities or other investment products related to such securities or investments. It is not intended to provide personal investment advice and it does not take into account the specific investment objectives, financial situation and the particular needs of any specific person who may receive this document.

Investors should seek financial, legal or tax advice regarding the appropriateness of investing in any securities, other investment or investment strategies discussed or recommended in this document and should understand that statements regarding future prospects may not be realized. Investors should note that income from such securities or other investments, if any, may fluctuate and that the price or value of such securities and investments may rise or fall. Fluctuations in exchange rates could have adverse effects on the value of or price of, or income derived from, certain investments. Accordingly, investors may receive back less than originally invested. Al Rajhi Capital or its officers or one or more of its affiliates (including research analysts) may have a financial interest in securities of the issuer(s) or related investments, including long or short positions in securities, warrants, futures, options, derivatives, or other financial instruments. Al Rajhi Capital or its affiliates may from time to time perform investment banking or other services for, solicit investment banking or other business from, any company mentioned in this research document. Al Rajhi Capital, together with its affiliates and employees, shall not be liable for any direct, indirect or consequential loss or damages that may arise, directly or indirectly, from any use of the information contained in this research document.

This research document and any recommendations contained are subject to change without prior notice. Al Rajhi Capital assumes no responsibility to update the information in this research document. Neither the whole nor any part of this research document may be altered, duplicated, transmitted or distributed in any form or by any means. This research document is not directed to, or intended for distribution to or use by, any person or entity who is a citizen or resident of or located in any locality, state, country or other jurisdiction where such distribution, publication, availability or use would be contrary to law or which would subject Al Rajhi Capital or any of its affiliates to any registration or licensing requirement within such jurisdiction.

### Explanation of Al Rajhi Capital's rating system

Al Rajhi Capital uses a three-tier rating system based on absolute upside or downside potential for all stocks under its coverage except financial stocks and those few other companies not compliant with Islamic Shariah law:

"Overweight": Our target price is more than 10% above the current share price, and we expect the share price to reach the target on a 12 month time horizon.

"Neutral": We expect the share price to settle at a level between 10% below the current share price and 10% above the current share price on a 12 month time horizon.

"Underweight": Our target price is more than 10% below the current share price, and we expect the share price to reach the target on a 12 month time horizon.

"Target price": We estimate target value per share for every stock we cover. This is normally based on widely accepted methods appropriate to the stock or sector under consideration, e.g. DCF (discounted cash flow) or SoTP (sum of the parts) analysis.

Please note that the achievement of any price target may be impeded by general market and economic trends and other external factors, or if a company's profits or operating performance exceed or fall short of our expectations.

### Contact us

**Mazen AlSudairi, CFA**  
Head of Research  
Tel : +966 11 836 5468  
Email: [alsudairim@alrajhi-capital.com](mailto:alsudairim@alrajhi-capital.com)

**Al Rajhi Capital**  
Research Department  
Head Office, King Fahad Road  
P.O. Box 5561, Riyadh 11432  
Kingdom of Saudi Arabia  
Email: [research@alrajhi-capital.com](mailto:research@alrajhi-capital.com)  
**Al Rajhi Capital is licensed by the Saudi Arabian Capital Market Authority, License No. 07068/37**